

2023 CHOCTAW COUNTY ASSESSOR'S OFFICE REPORT TO THE EXCISE BOARD

07/25/2023

City/Village								
DISTRICT	DESCRIPTION	PERSONAL PROPERTY	REAL PROPERTY	PUBLIC SERVICE	TOTAL VALUATION	HOMESTEAD EXEMPTIONS	OTHER EXEMPTIONS	NET VALUATION
T01	BOSWELL	311,092	1,407,367	265,546	1,984,005	95,089	10,819	1,878,097
T02	FT. TOWSON	54,752	729,444	1,225,480	2,009,676	46,242	62,366	1,901,068
T03	HUGO	2,882,529	18,223,900	4,073,657	25,180,086	618,321	133,996	24,427,769
T04	SOPER	21,580	423,597	126,774	571,951	37,333	23,374	511,244
T05	SAWYER (Ft Towson)	187,872	1,869,172	465,539	2,522,583	63,597	31,175	2,427,811
CITY/VILLAGE TOTAL VALUATION		3,457,825	22,653,480	6,156,996	32,268,301	860,582	261,730	31,145,989

County								
DISTRICT	DESCRIPTION	PERSONAL PROPERTY	REAL PROPERTY	PUBLIC SERVICE	TOTAL VALUATION	HOMESTEAD EXEMPTIONS	OTHER EXEMPTIONS	NET VALUATION
C001	Choctaw County General	10,291,549	61,720,174	23,078,170	95,089,893	2,735,966	1,242,811	91,111,116
COUNTY TOTAL VALUATION		10,291,549	61,720,174	23,078,170	95,089,893	2,735,966	1,242,811	91,111,116

School								
DISTRICT	DESCRIPTION	PERSONAL PROPERTY	REAL PROPERTY	PUBLIC SERVICE	TOTAL VALUATION	HOMESTEAD EXEMPTIONS	OTHER EXEMPTIONS	NET VALUATION
I- 1 BOS	BOSWELL	732,735	7,203,477	1,866,309	9,802,521	352,994	40,033	9,409,494
I- 2 FT.	FORT TOWNSON	3,947,626	11,598,591	10,342,504	25,888,721	536,006	329,771	25,022,944
I- 4 SOP	SOPER	330,575	5,860,127	1,382,029	7,572,731	311,829	328,627	6,932,275
I-39 HUG	HUGO	5,207,930	35,781,116	9,304,097	50,293,143	1,447,687	525,975	48,319,481
MC11 McC	VALLIANT	5,113	56,599	104,617	166,329	2,000	0	164,329
P-1 PUSH	RATTAN	67,570	1,220,264	78,614	1,366,448	85,450	18,405	1,262,593
SCHOOL TOTAL VALUATION		10,291,549	61,720,174	23,078,170	95,089,893	2,735,966	1,242,811	91,111,116

Vo-Tech								
DISTRICT	DESCRIPTION	PERSONAL PROPERTY	REAL PROPERTY	PUBLIC SERVICE	TOTAL VALUATION	HOMESTEAD EXEMPTIONS	OTHER EXEMPTIONS	NET VALUATION
V7	KIAMICHI VO TECH	10,291,549	61,720,174	23,078,170	95,089,893	2,735,966	1,242,811	91,111,116
VO-TECH TOTAL VALUATION		10,291,549	61,720,174	23,078,170	95,089,893	2,735,966	1,242,811	91,111,116

2023 CHOCTAW COUNTY ASSESSOR'S OFFICE REPORT TO THE EXCISE BOARD

07/25/2023

I, Rhonda Cahill, Assessor of Choctaw County Oklahoma, do hereby certify that the foregoing is a true and correct statement of valuations for Real Estate, Personal Property, Public Service and Homestead Exemptions as certified by the State Board of Equalization and shown by the records in the County Assessor's office. Subscribed by my name and affixed the seal of the County Assessors office on this day of 07/25/2023.

State of Oklahoma)
) SS
Choctaw County)

Rhonda Cahill

7/25/23
Date

Rhonda Cahill
County Assessor
Choctaw County



I, Emily VanWorth, County Clerk of Choctaw County Oklahoma, do hereby certify that the above is a true, correct and complete list of the valuations of Choctaw County Oklahoma as certified by the Choctaw County Assessor's office.

Emily VanWorth

Emily VanWorth
County Clerk
Choctaw County

Seal

Excise Board:

[Signature]

[Signature]

8/3/23
Date



Real	Count	Value
Agricultural	0	0
Commercial	41	302,017
Residential	463	1,105,350
Total Real Value	504	1,407,367
Homestead	87	95,089
Veteran	2	10,819
Other	0	0
Total Exempt	99	105,908

TIF Increment Value

Net Assessed 1,301,459

Net Assessed Under Protest

Senior Freeze	7	35,050
Capped Parcels	412	1,263,383

Personal	Count	Value
Agricultural	1	158
Commercial	50	307,104
Mobile Home	5	6,572
Total Personal	56	313,834
Total Exempt	2	2,742

TIF Increment Value

Net Assessed 311,092

Net Assessed Under Protest

Public Service	Count	Value
Total PS Value	9	265,546

TIF Increment Value

Net Assessed 265,546

District Totals

Total Gross Value	1,986,747
Homestead Loss	95,089
Other Exemption Loss	13,561

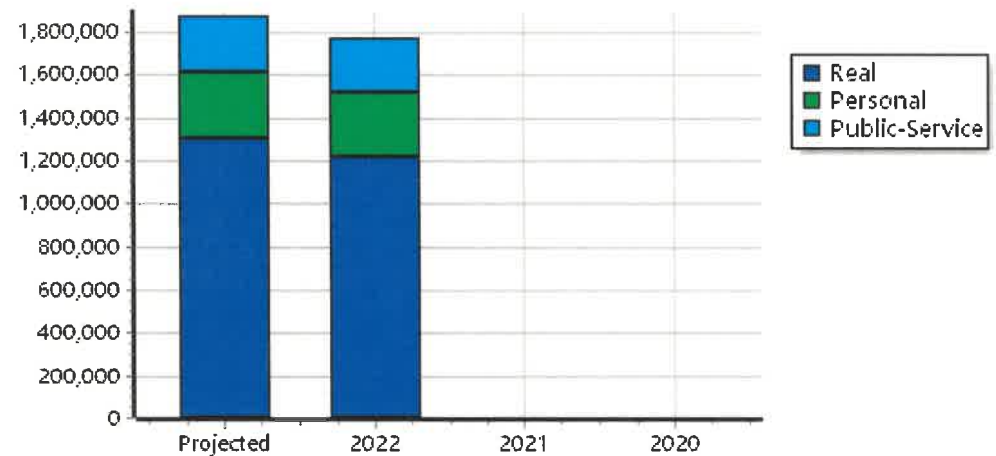
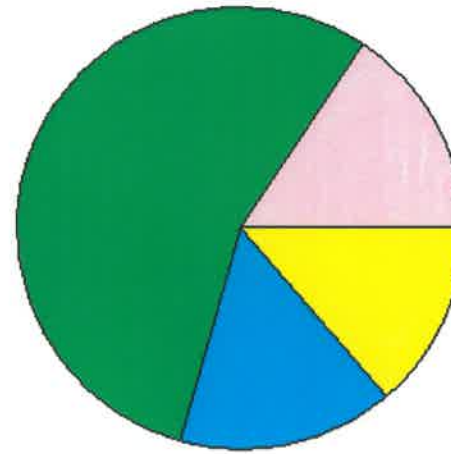
TIF Increment Value

Retained TIF Value

Net Assessed Value 1,878,097

Net Assessed Under Protest

* Public Service Protests Values are not included on this report.



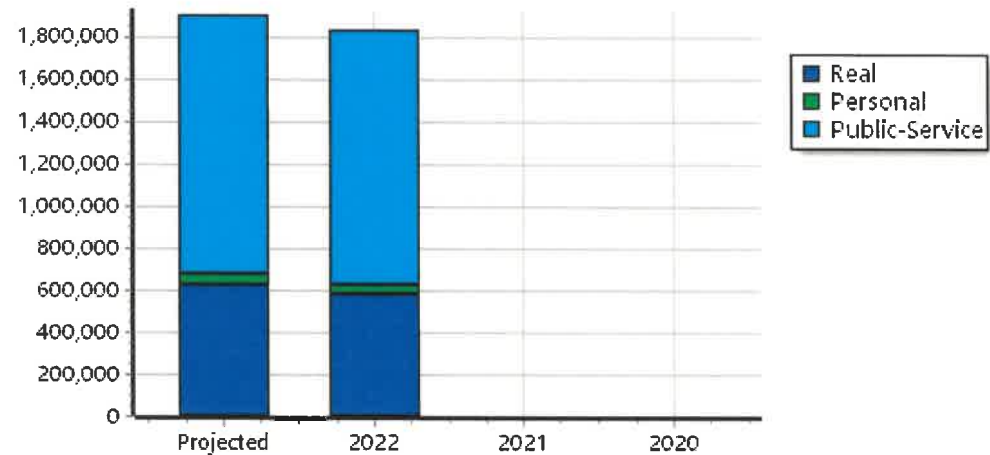
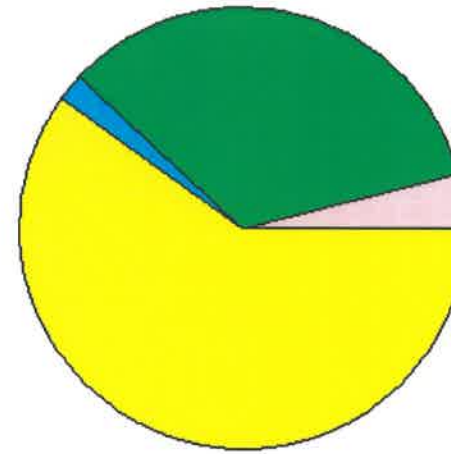
Real	Count	Value
Agricultural	0	0
Commercial	18	62,558
Residential	274	666,886
Total Real Value	292	729,444
Homestead	45	46,242
Veteran	1	62,366
Other	0	0
Total Exempt	53	108,608
TIF Increment Value		
Net Assessed		620,836
Net Assessed Under Protest		
Senior Freeze	3	7,095
Capped Parcels	238	1,039,986

Personal	Count	Value
Agricultural	0	0
Commercial	17	50,017
Mobile Home	3	4,735
Total Personal	20	54,752
Total Exempt	0	0
TIF Increment Value		
Net Assessed		54,752
Net Assessed Under Protest		

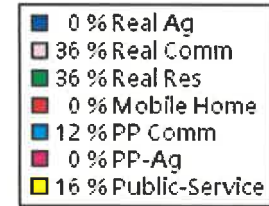
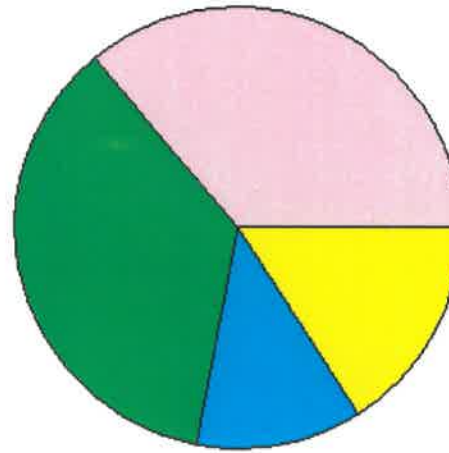
Public Service	Count	Value
Total PS Value	10	1,225,480
TIF Increment Value		
Net Assessed		1,225,480

District Totals	
Total Gross Value	2,009,676
Homestead Loss	46,242
Other Exemption Loss	62,366
TIF Increment Value	
Retained TIF Value	
Net Assessed Value	1,901,068
Net Assessed Under Protest	

* Public Service Protests Values are not included on this report.



Real	Count	Value
Agricultural	5	37,462
Commercial	381	8,955,919
Residential	2,824	9,230,519
Total Real Value	3,210	18,223,900
Homestead	555	618,321
Veteran	14	133,996
Other	0	0
Total Exempt	641	752,317



TIF Increment Value

Net Assessed 17,471,583

Net Assessed Under Protest

Senior Freeze	54	64,031
Capped Parcels	1,371	6,424,627

Personal	Count	Value
Agricultural	5	7,016
Commercial	308	2,805,808
Mobile Home	23	69,705
Total Personal	336	2,882,529
Total Exempt	0	0

TIF Increment Value

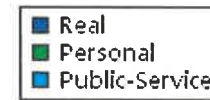
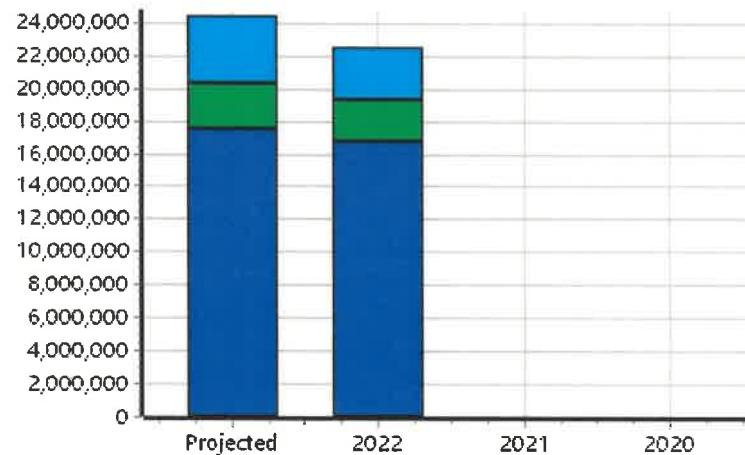
Net Assessed 2,882,529

Net Assessed Under Protest

Public Service	Count	Value
Total PS Value	17	4,073,657

TIF Increment Value

Net Assessed 4,073,657



District Totals

Total Gross Value	25,180,086
Homestead Loss	618,321
Other Exemption Loss	133,996

TIF Increment Value

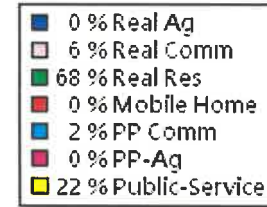
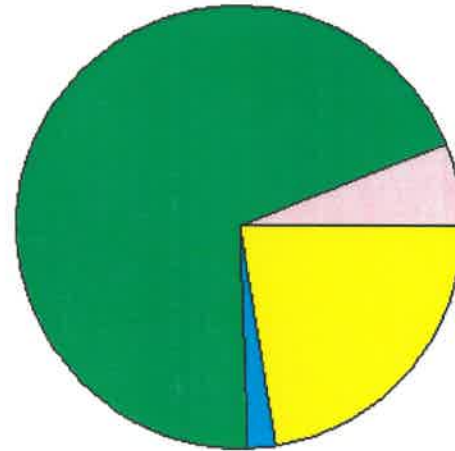
Retained TIF Value

Net Assessed Value 24,427,769

Net Assessed Under Protest

* Public Service Protests Values are not included on this report.

Real	Count	Value
Agricultural	0	0
Commercial	11	37,036
Residential	205	386,561
Total Real Value	216	423,597
Homestead	37	37,333
Veteran	5	23,374
Other	0	0
Total Exempt	47	60,707



TIF Increment Value

Net Assessed 362,890

Net Assessed Under Protest

Senior Freeze	4	16,192
Capped Parcels	167	688,142

Personal	Count	Value
Agricultural	2	2,694
Commercial	14	16,512
Mobile Home	2	4,374
Total Personal	18	23,580
Total Exempt	1	2,000

TIF Increment Value

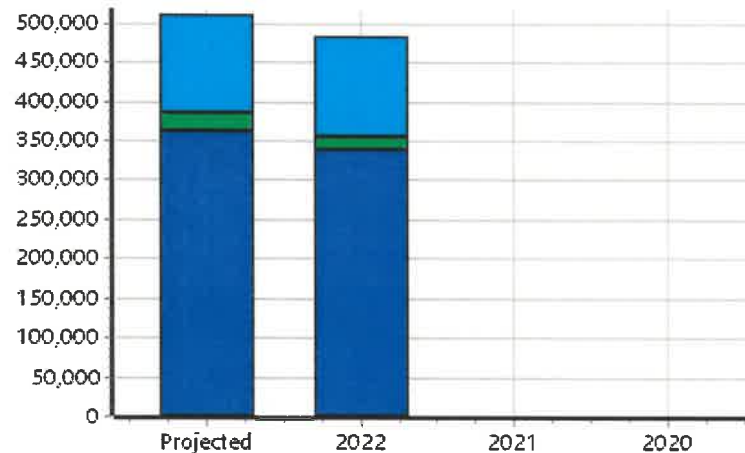
Net Assessed 21,580

Net Assessed Under Protest

Public Service	Count	Value
Total PS Value	8	126,774

TIF Increment Value

Net Assessed 126,774



District Totals

Total Gross Value	573,951
Homestead Loss	37,333
Other Exemption Loss	25,374

TIF Increment Value

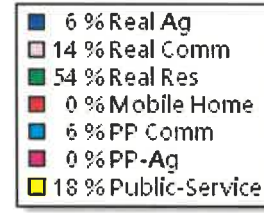
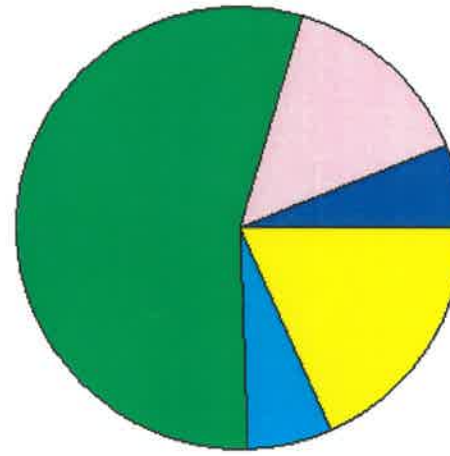
Retained TIF Value

Net Assessed Value 511,244

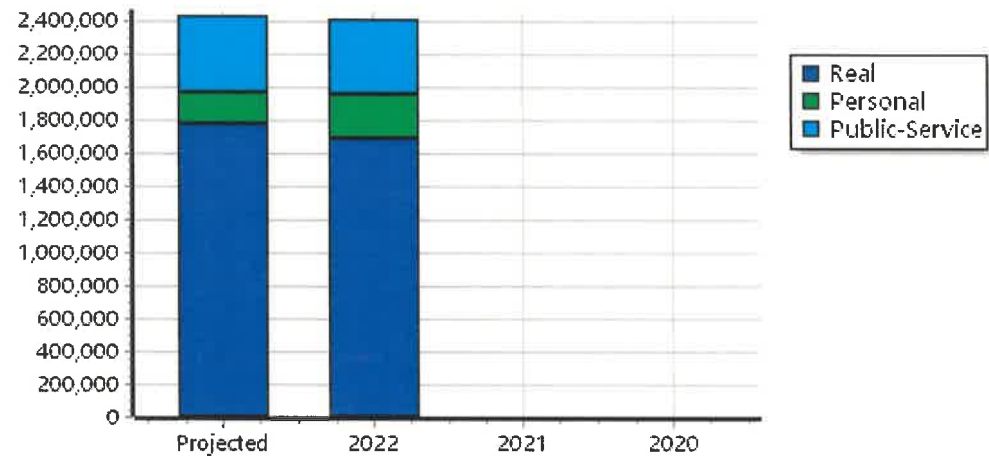
Net Assessed Under Protest

* Public Service Protests Values are not included on this report.

Real	Count	Value
Agricultural	44	165,794
Commercial	19	360,639
Residential	225	1,342,739
Total Real Value	288	1,869,172
Homestead	62	63,597
Veteran	2	31,175
Other	0	0
Total Exempt	67	94,772
TIF Increment Value		
Net Assessed		1,774,400
Net Assessed Under Protest		
Senior Freeze	4	14,681
Capped Parcels	203	764,597



Personal	Count	Value
Agricultural	13	16,768
Commercial	18	165,256
Mobile Home	5	5,848
Total Personal	36	187,872
Total Exempt	0	0
TIF Increment Value		
Net Assessed		187,872
Net Assessed Under Protest		
Public Service		
Total PS Value	6	465,539
TIF Increment Value		
Net Assessed		465,539



District Totals	
Total Gross Value	2,522,583
Homestead Loss	63,597
Other Exemption Loss	31,175
TIF Increment Value	
Retained TIF Value	
Net Assessed Value	2,427,811
Net Assessed Under Protest	

* Public Service Protests Values are not included on this report.

Real	Count	Value
Agricultural	4,864	19,942,961
Commercial	559	11,810,667
Residential	7,856	29,966,546
Total Real Value	13,279	61,720,174
Homestead	2,583	2,735,966
Veteran	118	1,242,811
Other	0	0
Total Exempt	2,898	3,978,777

TIF Increment Value

Net Assessed 57,741,397

Net Assessed Under Protest

Senior Freeze	167	645,977
Capped Parcels	7,931	34,048,377

Personal	Count	Value
Agricultural	755	1,165,903
Commercial	585	8,431,827
Mobile Home	241	708,896
Total Personal	1,581	10,306,626
Total Exempt	8	15,077

TIF Increment Value

Net Assessed 10,291,549

Net Assessed Under Protest

Public Service	Count	Value
Total PS Value	129	23,078,170

TIF Increment Value

Net Assessed 23,078,170

District Totals

Total Gross Value	95,104,970
Homestead Loss	2,735,966
Other Exemption Loss	1,257,888

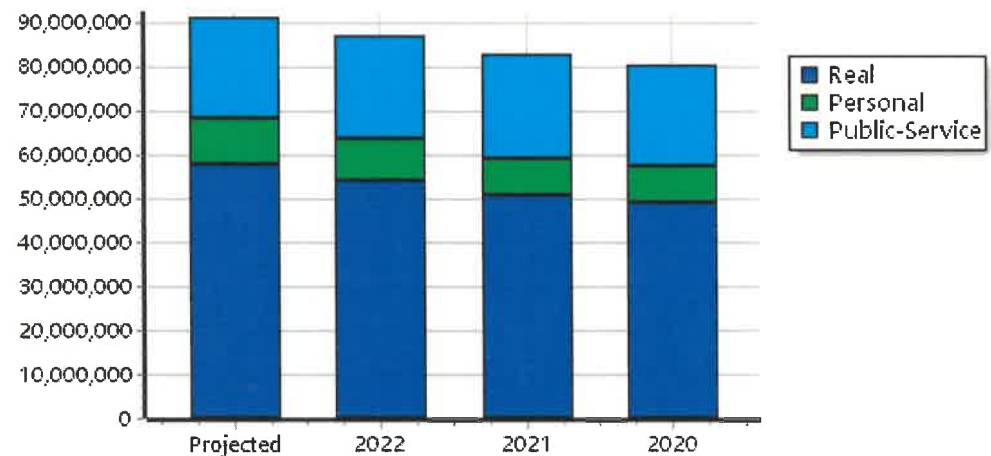
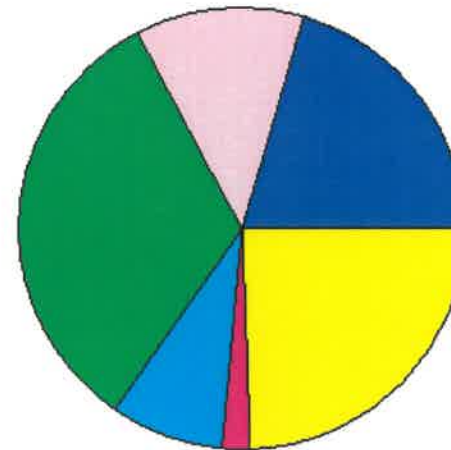
TIF Increment Value

Retained TIF Value

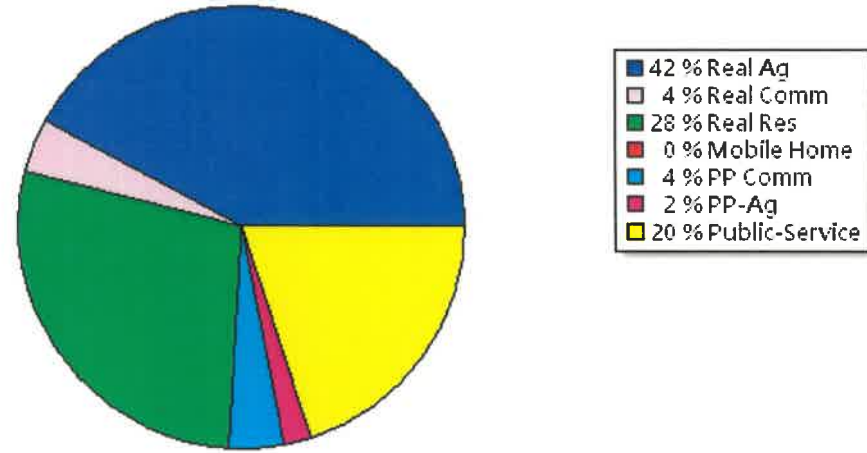
Net Assessed Value 91,111,116

Net Assessed Under Protest

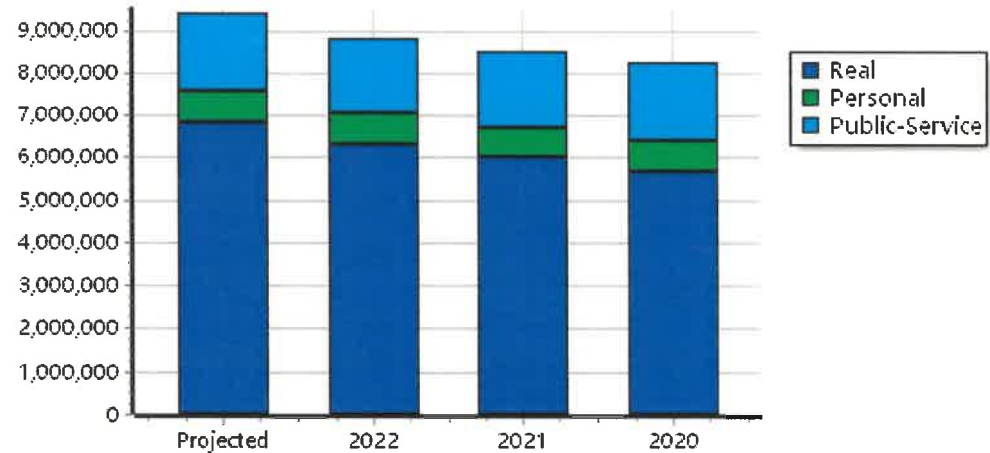
* Public Service Protests Values are not included on this report.



Real	Count	Value
Agricultural	1,048	4,140,760
Commercial	48	359,185
Residential	896	2,703,532
Total Real Value	1,992	7,203,477
Homestead	330	352,994
Veteran	7	40,033
Other	0	0
Total Exempt	363	393,027
TIF Increment Value		
Net Assessed		6,810,450
Net Assessed Under Protest		
Senior Freeze	21	137,352
Capped Parcels	1,282	4,230,556



Personal	Count	Value
Agricultural	141	259,392
Commercial	68	386,867
Mobile Home	35	89,218
Total Personal	244	735,477
Total Exempt	2	2,742
TIF Increment Value		
Net Assessed		732,735
Net Assessed Under Protest		
Public Service	Count	Value
Total PS Value	22	1,866,309
TIF Increment Value		
Net Assessed		1,866,309



District Totals	
Total Gross Value	9,805,263
Homestead Loss	352,994
Other Exemption Loss	42,775
TIF Increment Value	
Retained TIF Value	
Net Assessed Value	9,409,494
Net Assessed Under Protest	

* Public Service Protests Values are not included on this report.

Real	Count	Value
Agricultural	1,144	4,473,460
Commercial	59	901,588
Residential	1,555	6,223,543
Total Real Value	2,758	11,598,591

Homestead	507	536,006
Veteran	29	329,771
Other	0	0
Total Exempt	576	865,777

TIF Increment Value

Net Assessed 10,732,814

Net Assessed Under Protest

Senior Freeze	30	138,075
Capped Parcels	1,785	7,843,269

Personal	Count	Value
Agricultural	173	252,314
Commercial	75	3,480,240
Mobile Home	69	217,072
Total Personal	317	3,949,626

Total Exempt 1 2,000

TIF Increment Value

Net Assessed 3,947,626

Net Assessed Under Protest

Public Service	Count	Value
Total PS Value	38	10,342,504

TIF Increment Value

Net Assessed 10,342,504

District Totals

Total Gross Value	25,890,721
Homestead Loss	536,006
Other Exemption Loss	331,771

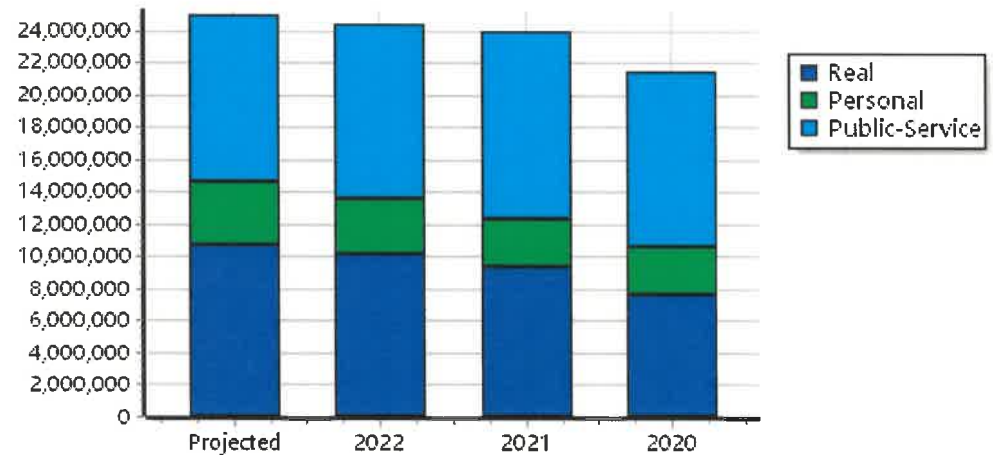
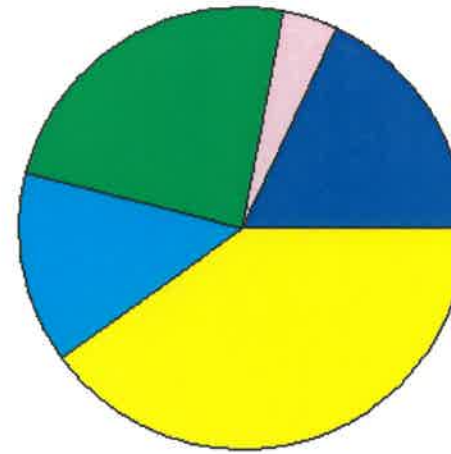
TIF Increment Value

Retained TIF Value

Net Assessed Value 25,022,944

Net Assessed Under Protest

* Public Service Protests Values are not included on this report.



Real	Count	Value
Agricultural	920	3,649,168
Commercial	14	92,725
Residential	609	2,118,234
Total Real Value	1,543	5,860,127

Homestead	305	311,829
Veteran	27	328,627
Other	0	0
Total Exempt	348	640,456

TIF Increment Value

Net Assessed 5,219,671

Net Assessed Under Protest

Senior Freeze	21	109,289
Capped Parcels	999	3,635,058

Personal	Count	Value
Agricultural	133	195,830
Commercial	26	53,531
Mobile Home	22	83,214
Total Personal	181	332,575

Total Exempt 1 2,000

TIF Increment Value

Net Assessed 330,575

Net Assessed Under Protest

Public Service	Count	Value
Total PS Value	21	1,382,029

TIF Increment Value

Net Assessed 1,382,029

District Totals

Total Gross Value	7,574,731
Homestead Loss	311,829
Other Exemption Loss	330,627

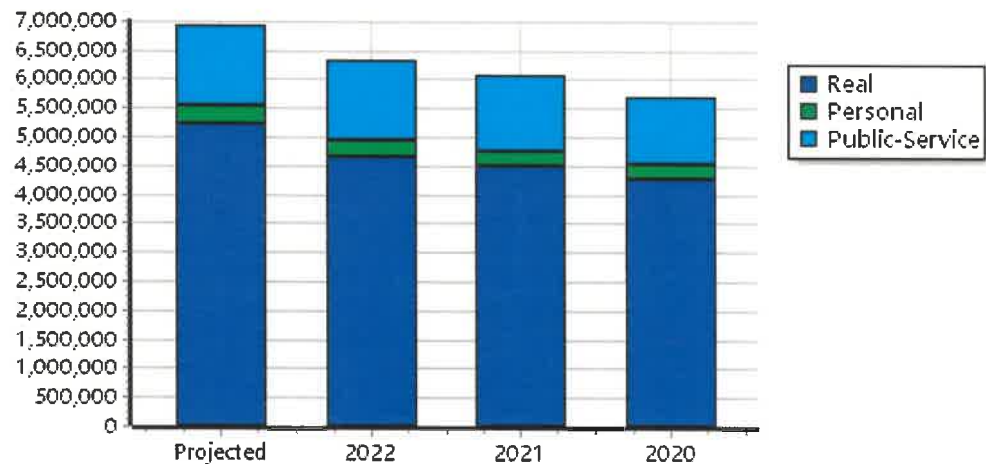
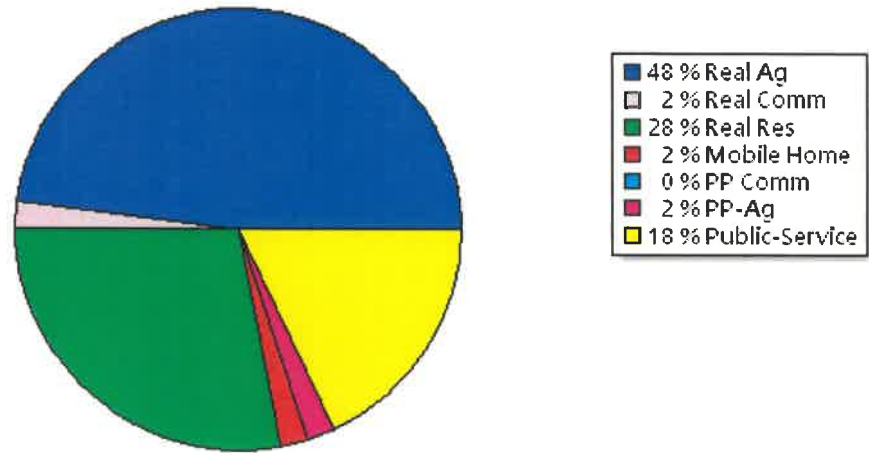
TIF Increment Value

Retained TIF Value

Net Assessed Value 6,932,275

Net Assessed Under Protest

* Public Service Protests Values are not included on this report.



Real	Count	Value
Agricultural	1,524	6,982,155
Commercial	436	10,451,890
Residential	4,675	18,347,071
Total Real Value	6,635	35,781,116
Homestead	1,359	1,447,687
Veteran	53	525,975
Other	0	0
Total Exempt	1,520	1,973,662

TIF Increment Value

Net Assessed 33,807,454

Net Assessed Under Protest

Senior Freeze	89	238,600
Capped Parcels	3,636	17,288,732

Personal	Count	Value
Agricultural	276	410,534
Commercial	414	4,510,341
Mobile Home	107	295,390
Total Personal	797	5,216,265
Total Exempt	4	8,335

TIF Increment Value

Net Assessed 5,207,930

Net Assessed Under Protest

Public Service	Count	Value
Total PS Value	38	9,304,097

TIF Increment Value

Net Assessed 9,304,097

District Totals

Total Gross Value	50,301,478
Homestead Loss	1,447,687
Other Exemption Loss	534,310

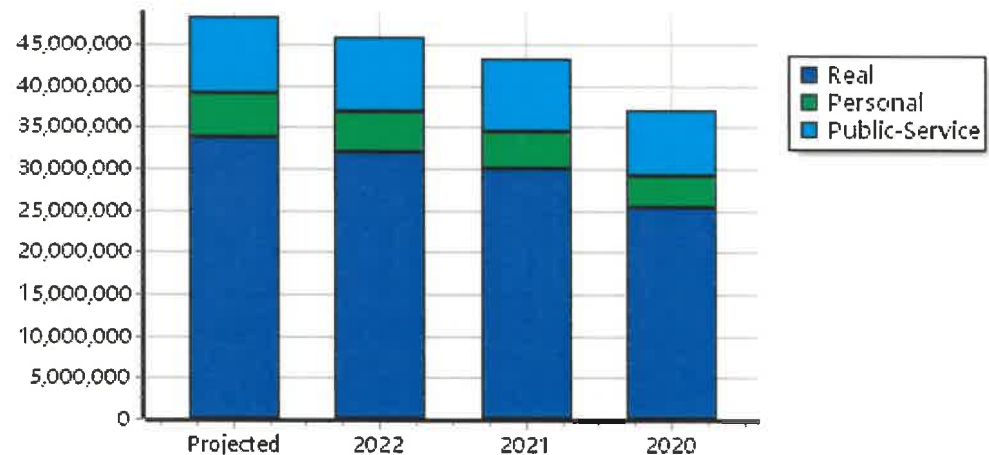
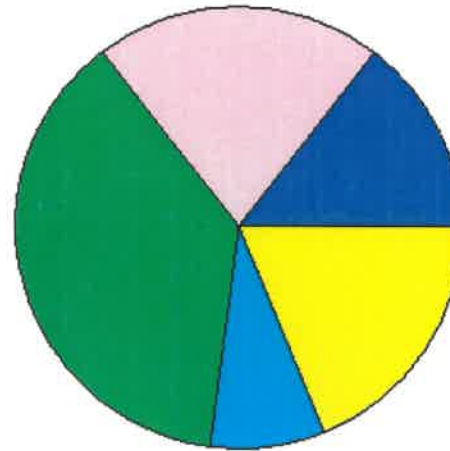
TIF Increment Value

Retained TIF Value

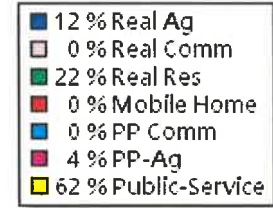
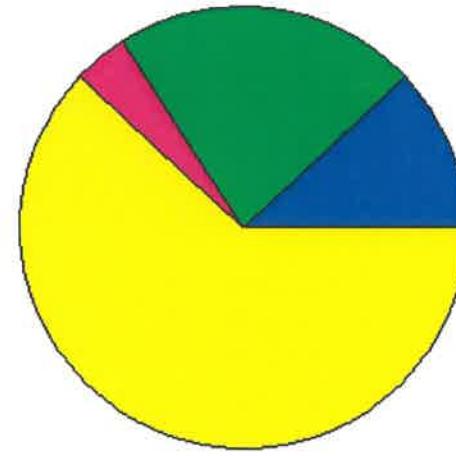
Net Assessed Value 48,319,481

Net Assessed Under Protest

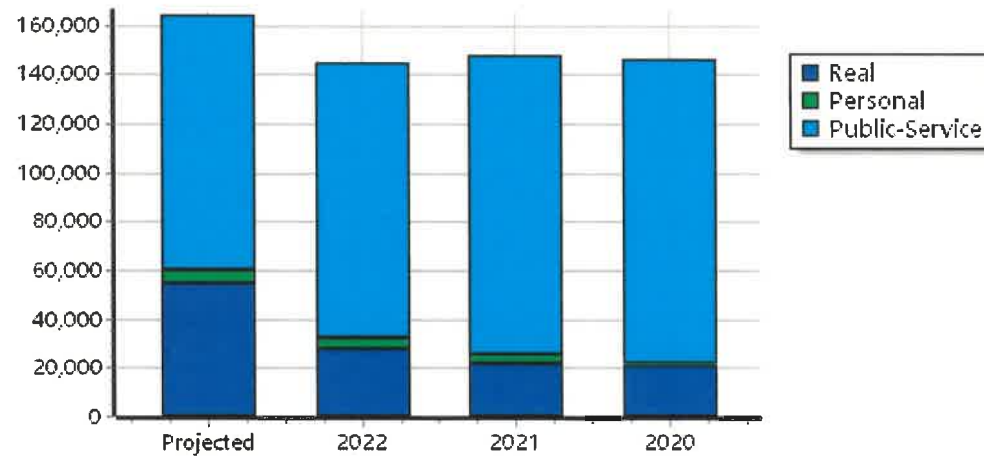
* Public Service Protests Values are not included on this report.



Real	Count	Value
Agricultural	8	20,715
Commercial	0	0
Residential	1	35,884
Total Real Value	9	56,599
Homestead	2	2,000
Veteran	0	0
Other	0	0
Total Exempt	2	2,000
TIF Increment Value		
Net Assessed		54,599
Net Assessed Under Protest		
Senior Freeze	0	0
Capped Parcels	4	36,520



Personal	Count	Value
Agricultural	2	5,113
Commercial	0	0
Mobile Home	0	0
Total Personal	2	5,113
Total Exempt	0	0
TIF Increment Value		
Net Assessed		5,113
Net Assessed Under Protest		



Public Service	Count	Value
Total PS Value	4	104,617
TIF Increment Value		
Net Assessed		104,617

District Totals	
Total Gross Value	166,329
Homestead Loss	2,000
Other Exemption Loss	0
TIF Increment Value	
Retained TIF Value	
Net Assessed Value	164,329
Net Assessed Under Protest	

* Public Service Protests Values are not included on this report.

Real	Count	Value
Agricultural	220	676,703
Commercial	2	5,279
Residential	120	538,282
Total Real Value	342	1,220,264
Homestead	80	85,450
Veteran	2	18,405
Other	0	0
Total Exempt	89	103,855

TIF Increment Value

Net Assessed 1,116,409

Net Assessed Under Protest

Senior Freeze	6	22,661
Capped Parcels	225	1,014,242

Personal	Count	Value
Agricultural	30	42,720
Commercial	2	848
Mobile Home	8	24,002
Total Personal	40	67,570
Total Exempt	0	0

TIF Increment Value

Net Assessed 67,570

Net Assessed Under Protest

Public Service	Count	Value
Total PS Value	6	78,614

TIF Increment Value

Net Assessed 78,614

District Totals

Total Gross Value	1,366,448
Homestead Loss	85,450
Other Exemption Loss	18,405

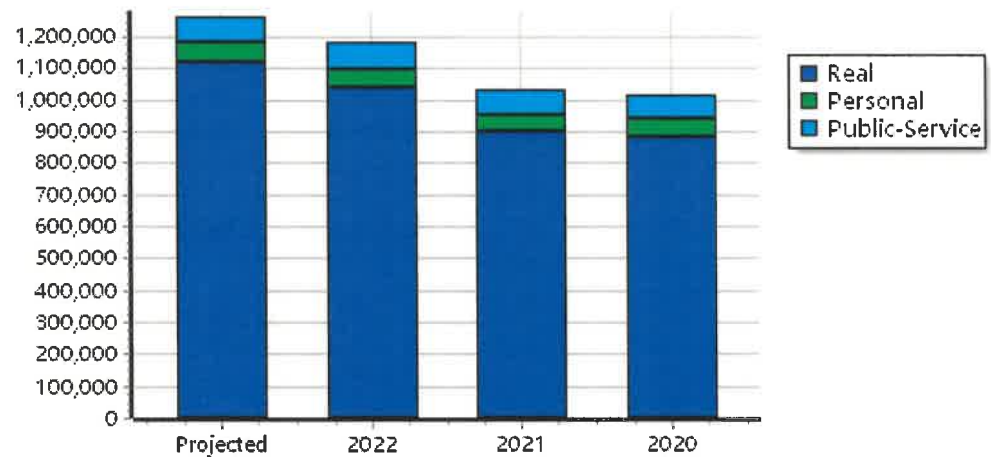
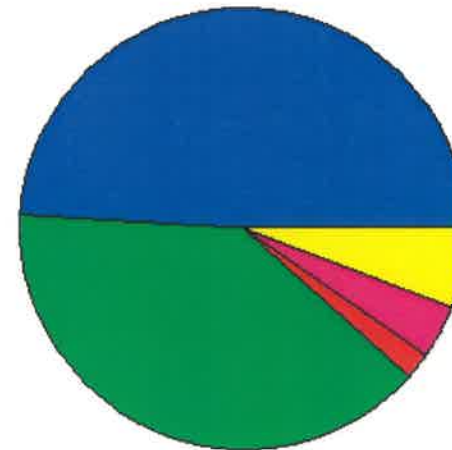
TIF Increment Value

Retained TIF Value

Net Assessed Value 1,262,593

Net Assessed Under Protest

* Public Service Protests Values are not included on this report.



Real	Count	Value
Agricultural	4,864	19,942,961
Commercial	559	11,810,667
Residential	7,856	29,966,546
Total Real Value	13,279	61,720,174
Homestead	2,583	2,735,966
Veteran	118	1,242,811
Other	0	0
Total Exempt	2,898	3,978,777

TIF Increment Value

Net Assessed 57,741,397

Net Assessed Under Protest

Senior Freeze	167	645,977
Capped Parcels	7,931	34,048,377

Personal	Count	Value
Agricultural	755	1,165,903
Commercial	585	8,431,827
Mobile Home	241	708,896
Total Personal	1,581	10,306,626
Total Exempt	8	15,077

TIF Increment Value

Net Assessed 10,291,549

Net Assessed Under Protest

Public Service	Count	Value
Total PS Value	129	23,078,170

TIF Increment Value

Net Assessed 23,078,170

District Totals

Total Gross Value	95,104,970
Homestead Loss	2,735,966
Other Exemption Loss	1,257,888

TIF Increment Value

Retained TIF Value

Net Assessed Value 91,111,116

Net Assessed Under Protest

* Public Service Protests Values are not included on this report.

